

MYP Personal Project – The Development of Art

Criteria A - Planning

Introduction

Before I started my personal project, I had no idea what to make it about. I wanted this project to relate to me and to be about something I am passionate about. Since I wanted this project to be personal to me my first step was to reflect upon myself, I had to find out more about myself by finding my interests and my hobbies. At first, it was kind of hard to find something I was passionate about since, I grew playing probably every sport you can name and never really enjoyed any of them. However, the first few months of lockdown due to covid is when I really found something I am passionate about which was art. I realized how much I enjoyed creating art, researching about art and even looking at other art pieces, however, I did not go into the research I want to go into yet. I still have so many questions and wonderings that I hope will be answered by the end of this personal project.

Learning Goal

After I have decided that I want my personal project to be around the topic of art I had to find out what I wanted to investigate and finally I decided that for my personal project, I am investigating how art has changed and developed over the years. The reason why I used to “developed” and not “changed” is because by saying changed it means that I believed that it has become better or worse however that is not necessarily my point because art is not a measured or graded thing, it will always be opinionated. My learning goal is to understand art through other people's perspectives and research on how art developed over the decades. I also want to learn about how people define art in their opinion and how the effect of media and fame affects one's opinion on a piece of art.

Product goal

For my product, I want to create an art gallery where I will be creating 10 different art pieces where each one will have a different style that was created at different times of the decade by different artists. 9 of the paintings that I will create will be famous art styles I have researched on and the 10th one will be the creation of my own style. The reason why I am choosing to create 10 paintings for my product is because it will teach my audience how each artist expresses themselves through art and how the term art is widening each year and becoming freer. Each canvas will not be an exact replica of the style, I will create it in my own way however still interpreting the style of art. To make these canvases relate to me I will add something to each one that relates to my culture or myself. After I have finished my paintings, I will set them up on stands as if the people coming to see my presentation are walking through an art gallery.

Global Context

The global context I am choosing is personal and cultural. Since this is a **personal** project, I chose to make it about something I am passionate about which is art. I do not only want to create art for my product but I also want to include more personal things to me in my art which is why I decided to choose personal and culture global context where I will add my own touch in each style I am recreating. For example, for the constructivism painting I decided to add the Islam symbol which is a quarter moon with a star. Since constructivism includes shapes and is a form of abstract by adding my religion's symbol I am still cooperating and linking it to the style by still relating it to me on a personal level.

SMART goal

S – Specific

For my personal project product, as mentioned before I will be creating 10 paintings representing 10 different art styles from over the years. The 10 different art styles I will be recreating are, constructivism, art deco, expressionism, cubism, post impressionism, suprematism, pop art, Bauhaus, symbolism and lastly my very own style. I will make sure to spend minimum a week to work on each of these canvas's because to create good quality art I need to take my time and it cannot be rushed since it includes the process of layering with paint therefore, I need to be waiting for 24 hours for each layer to finish drying. Approximately one week for each canvas means my product will take me 10 weeks to do which is approximately 2 and a half months, which means I need to start immediately (October first) so I am sure I can meet the deadline in January. For each canvas as mentioned before they will all be representing different art and since my global context is cultural and personal, I need to include that into each of my paintings therefore I will be interpreting something personal or something cultural to me in each painting. As examples, for the constructivism painting I will include the Islamic symbol, which is a quarter moon and a star, I am Muslim which is why this symbol represents me and the reason why it fits perfectly in the art style is because it is shapes and this art style is a type of abstract. Another example is that for the post-impressionism painting it's a type of painting technique and I will be painting the pyramids. I am from Egypt, so I decided to relate that painting to my culture.

M – Measurable

I need to be able to track my goal so I can improve and control my time management. To be able to track my product goal I set 2 main days of the week, Tuesday and Saturday as the main days I will be painting since these are the days that I am most free and have the most time. If I have more time in the week, I can put it towards making my product however, if I don't, I at least need two days a week so I can be able to finish my product on time. To make sure I am on task I have set up reminders on my phone and I have told my supervisor (Mr. Moneeb) to ask me to send him my painting every week which will make me ensure that I have progress done to send him proof. I will know that I have achieved my goal once my 10 paintings are done and ready to be presented. I also need to make sure that the holidays will not affect my plan for my product, since I have 2 holidays before my finish deadline goal that last 1 month combined, so I need to make sure I am still painting during these holidays.

A – Attainable

Although I can make 10 paintings in 10 weeks, I would like to challenge myself to finish it in less time like in 5 weeks which means 2 paintings a week which means I must work on my product minimum of 4 days. This is sort of a side, challenging goal and the reason why I want to keep this goal in my head is because if I challenge myself and finish it in 5 weeks then I will have more time to write my report and put more effort in my research. Although this goal might be hard to reach it would still push me to at least reach my original goal since I know that my time management skills are not the best and by putting a challenging goal in my head it would help me reach my original goal.

R – Relevant

This product and product goal is relevant to my personal project because as I am investigating in how art styles have developed over the years and how media and fame affect's one's opinion on a piece of art. My product will compare the different art styles to each other and how people saw art as the world developed and years passed. This product is also relevant to my personal project because as people are looking at my paintings and entering my mini art gallery they will experience and learn about art in different times of the year and how each artist expressed their creativity onto a canvas and how I was able to recreate it. My product is also relevant to my personal project because it shows how art is not measurable and how people's opinions are different on art and it shows that because art cannot be calculated on how good it is. My product will also show that media and fame can have a big effect on art and how a piece of art is marketed effects people's opinion.

T- time bound

My product must be done by January 16, no matter what date I start or when I do it I need to have the 10 paintings ready by January 16 because that is when the official due date for the product given by Ms. Adeeba (organizer of personal project). Unfortunately, if I am not done by that date I will not have any excuses or any extensions and will have to hand in what I have. However, I believe that my planning of my product is a good plan and I have set many goals that I will strive to reach so I believe that I will have my product ready by January 16.

Prior Knowledge

Art is something I got into recently and grew a passion for. Art is a very broad topic which is why art can be anything you like or enjoy in life. To me art is not all about a piece of painting or drawings, art is where a person finds their happiness and finds something they enjoy doing. Art can literally be anything, its definition changes on one's opinion. To me art is expressing my creative thoughts, emotions and experience whether it is in the form of speech or non-verbal and on paper or canvases however to someone else, art can be their favorite sport. Art can be music, makeup, design, sports, paintings and many more but for my personal project the type of art I will be focusing on is painting. The reason why I think that art became important to me is because I know that there is not a good or bad piece of art, it will always be a subjective topic, so nothing matters as long as I like my art. The true reason why I fell in Love with art is because I am quite a sensitive person and so I feel like everything I do in my life and everything around me is being measured, graded or judged, for instance school is graded with criteria, sports always has scores and a losing and winning team, makeup is measured on how well you follow media trends and how well you are keeping up with the makeup trends however with paintings, drawings and sculptures it is impossible to be measured because it does not have a criteria. That is the reason why painting and drawing makes me feel comfortable and gives me the freedom to create whatever I want as long as I or as long as the artist of the piece likes the piece no one's opinion really matters. I also play the guitar which I believe is also a type of art (music), playing the guitar is something I love to do because it makes me feel relaxed and comfortable. Other prior knowledge I know is that there are several different art styles that were invented by different individuals over the years.

Knowledge I want to find out

I got into painting and drawing just recently, about 2 years ago so there is so much I still want to learn and investigate about however the main knowledge I want to find out during this project is how artists expressed themselves into painting styles over the years. I also want to learn about how media and fame has an effect on one's opinion on a piece of art. For example, people might only say they like a piece of painting because of how it is being marketed and how famous it is but in reality they might not like it at all. Even though these are the two main learning goals I have, I am also looking forward into enhancing my painting skills to love the art I create.


Action Plan 1 – for the whole personal project



The first action plan I created was more of a general action plan for the whole personal project from the planning to creating to reflecting meaning this action plan includes the report and product but in a more general way and is not that specific. The reason why I created this action plan was to make sure I am on task with all my deadlines and to set goals of when to finish the task. This action plan is also to help me remember what my task is and when I am supposed to be doing it. In the progress notes section if the date is highlighted in **green** it means I have reached the exact deadline or even finished before the deadline, if it is highlighted in **yellow** it means that I have passed the deadline by only a day or a couple of days and still can go back on track, if the date is highlighted in **red** then I have unfortunately passed the deadline of the task by more than a week.

Finish Dates	Task	To do	Progress notes
October 1-10	Introduction, Learning and product goal	(Crit A) <ul style="list-style-type: none"> - Choose my topic - develop goals and write about them - choose a product and discuss and explain it - discuss with supervisor 	Done on October 10
November 20 - 30	Prior knowledge, global context and smart goal	(Crit A) <ul style="list-style-type: none"> - write what you know - choose a global context and discuss it - explain your smart goal 	Done on November 25
November 20 - 30	Success criteria and knowledge I want to find out	(Crit A) <ul style="list-style-type: none"> - make a success criterion for your product - organize research you want to find out and write points down 	Done on December 10
January 1 - 10	Atl skills	(Crit B) <ul style="list-style-type: none"> - Discuss the atl skills you need and will you and which you lack and how to improve 	Done on December 15
January 11 - 19	My research	(Crit B) <ul style="list-style-type: none"> - research about every art style and get background information about my topic - follow through with the knowledge you wanted to know in criteria A 	Done on January 16
January 16	My product	- Create 10 paintings each referring to a different style from different time of the year which include global context	Done on January 16
January 20 - 31	Extracts	(Crit B) <ul style="list-style-type: none"> - Complete interviews, surveys and other primary research 	Done on February 1
February 11 - 19	Response of goal and global context	(Crit C) <ul style="list-style-type: none"> - reflect upon <u>you</u> previous work and how you engaged global context and If you reached your goal or not 	Done on February 28
February 20 - 28	Evaluation and reflection of the whole project	(Crit C) <ul style="list-style-type: none"> - what did you do wrong? - what did you change? - what went wrong? - what can be improved? - what did you enjoy the most? - what is your favorite part? 	Done on March 7

Action plan 2 – Achieving my product

For my second action plan I created a more specific one for my product. It has all the specific steps for each of my paintings. It is quite repetitive since I do the same steps to create each painting just with a different style. The reason why an action plan for the product is very important is because it will help me stay on task and make sure I meet the product deadline. Since my product is something that will take a while and I know that I struggle with time management, an action plan will really help me stay organized and plan my tasks. The color key in the progress notes is the same as action plan 1.

Finish dates	Task	To do	Relevant success criteria	Progress notes
September 20 - 30	Buy the needed materials.	<ul style="list-style-type: none"> - I need to buy 15 canvases in size - I need to get paint brushes in many different sizes - I need to get a painting apron - I need to get a paint pallet - I need to get acrylic paint 	Materials/size	Done on September 27
October 1-7	First Painting	<ul style="list-style-type: none"> - I need to sketch out the painting I will create first so I can know where and what I am painting - My first painting needs to be done and ready for presentation with 2 coats of paint 	Aesthetics	Done on October 4 

October 9 - 16	Second painting	<ul style="list-style-type: none"> - I need to sketch out the painting I will create first so I can know where and what I am painting - My first painting needs to be done and ready for presentation with 2 coats of paint 	Aesthetics	<p>Done on October 20</p> 
October 19 - 26	Third Painting	“	Aesthetics	<p>Done on November 1</p> 

October 30 – November 6	Fourth Painting	“”	Aesthetics	Done on November 15
November 9 - 16	Fifth painting	“”	Aesthetics	Done on November 26
November 20 - 27	Sixth Painting	“”	Aesthetics	Done on December 4
November 30 – December 6	Seventh Painting	“”	Aesthetics	Done on December 14
December 7 - 14	Eighth painting	“”	Aesthetics	Done on January 9
December 18 - 25	Ninth painting	“”	Aesthetics	Done on January 16
December 28 – January 4	Tenth painting	“”	Aesthetics	Did not make a 10 th painting

Gaant Chart

Start Month	September	October	November	December	January	February	March
Criteria A							
Criteria B							
Product							
Criteria C							

Product Success Criteria

I was quite excited to make my product success criteria because I have been in an ib school system since the age of 6, so criterias were something I basically had to study to get good grades in. I based by product success criteria off my school’s grading system (1-8) and my goal was to have my product reach the 7-8 strand. The strands that I picked were aesthetics, audience, environment, size, function and material. I chose these strands because in a design-based product like mine (10 paintings) these are factors which makes a good product. When setting these standards for myself to reach I tried to challenge myself in order for me to love my final product.

Criteria	1-2	3-4	5-6	7-8
Aesthetics	The paintings have a poor-quality visual finish, the paint is bad quality. The paintings show minimal effort put into it.	The paintings have an adequate quality visual finish. The paint is not the best quality. The paintings show fair effort put into it.	The paintings have a satisfactory quality visual finish. The paint is good quality. The effort put into the paintings is shown.	The paintings have a high-quality visual finish. The paint used is smooth and great quality with no obvious errors. The effort put into the paintings is as intended and the effort put into it is at a great extent. The paintings overall look aesthetically pleasing.
Audience	The audience does not understand the point of these paintings and don't like them.	The audience barely understood the paintings and gave minimal attention to them.	The audience understood what the paintings are about and gave adequate attention to them.	The audience were very impressed by the paintings and understood the idea I was trying to send through. They felt really engaged to the topic and learnt a lot.
Environment	Everything that was used to create my product caused extreme harm to the environment and was thrown away immediately after this project.	Most of the materials and tools that was used to create my product caused harm to the environment and was thrown away immediately after this project.	Some of the materials and tools that was used to create my product caused harm to the environment however, the product was not thrown away and kept for other personal usage.	None of the materials and tools that was used to create my product caused harm to the environment and the product was 100% recycled and used for better purposes after its initial purpose.
Size	The size of my canvases is either way too big where they don't all fit into presentation or way too small where people cannot see the actual painting and story of the painting.	The size of my canvases is not appropriate and suitable for presentation. It is too small for the meaning of the art to show or too big that most of the space was not used effectively.	The sizes of my canvases are suitable for my product. They show most of the things that should be included in the painting or use up most of the space.	The size of the canvas is (...). It is a perfect size and the painter used up <u>all of</u> the space effectively and is not too big where all of the 10 paintings fit perfectly into presentation and looks very good and presentable.
Function	The product does not have any meaning behind it, the audience does not understand it and the paintings do not show the development of art. The global context (cultural and personal) was only interpreted in 1-3 paintings.	The product has minimal meaning behind it, the audience does not really understand it and the paintings barely show the development of art. The global context (personal and cultural) was interpreted in 4 -6 paintings.	The product has some meaning behind it, the audience understands most of the paintings and the paintings show the development of art to a certain level. The global context (personal and cultural) was interpreted in 7 or 8 paintings.	The product has successful meaning behind it, the audience understands <u>all of</u> the paintings and the paintings describes and explains the development of art. The global context (personal and cultural) was interpreted in 9 or 8 paintings.
Material	The paint used for the product was low quality where the colors were not pigmented, the brushes used were bad quality and the streaks of the brushing showed. The canvas itself was weak and was breaking easily.	The paint used for the product was adequate quality the colors did not work well together, the brushes used were minimal quality and did not last long. The canvas was not the best quality and was not long lasting.	The paint used for the product was good quality, the paint on the canvas looked good, the brushes used were fine quality. The canvas overall has appropriate quality.	The paint used for the product was very high quality and had no flaws when on the canvas. The brushes were high quality and made it easy for the painter to paint at a higher level. The canvas itself was strong and sustainable and the product overall was very good quality.

Criteria B – Applying Skills

ATL Skill - Research

One of the ATL skills I need to apply while doing my product and personal project and focus on is research skills. I need to focus on my research skills since part of the reason of why I am creating this project is to learn and inform myself knowledge I want to know. I need research skills because I need to apply them when I am using the internet, using books and using experts. Research is not as easy as it seems, I need to develop good research skills, so I am able to collect and gather effective and good information which is why I also want to organize my research into primary and secondary research, so I am able to apply research in different ways. To make sure that I am applying and developing good research skills I created a research plan of knowledge I need to find out and reliable sources to use, to ensure that I have used reliable sources I have performed the craap test on my sources and a shown example of the craap test on one of the sources is shown below.

<p>Research Question(s):</p> <ol style="list-style-type: none"> 1. How has art developed over the years? 2. How has media and fame affected one's opinion on a piece of art? 	
<p>Secondary research using the internet:</p> <ul style="list-style-type: none"> • What are some art styles in our world today? • Who is the artist that created these art styles? • When and where were these art styles created? • What is this art style/the story and meaning behind it? • what makes a painting or an art piece in the category of this art style? example: what makes this painting a type of expressionism painting? <p>Primary research (surveys and interviews)</p> <ul style="list-style-type: none"> • What is your favorite style of art? • In your opinion define art in a couple of sentences • Do you think the fame and media of an art piece effects one's opinion of an art piece if yes why? • In your opinion, what do you think about the development of art over this past decade? • Do you think art got better or worse by the year? 	
<p>Source 1:</p> <p>https://magazine.artland.com/art-movements-and-styles/</p>	<p>Introduces 36 different art styles which a picture example of each one, it also gives a small description of each art style which includes who made it and when they made it.</p>
<p>Source 2:</p> <p>https://artincontext.org/art-periods/</p>	<p>Discusses the art history in detail, giving information about where art began and gives timeline diagrams of art styles. It goes into great detail about 30 different art styles and their stories.</p>
<p>Source 3:</p> <p>https://www.britannica.com/topic/Bauhaus</p>	<p>An in-depth website about one of my chosen art styles the "Bauhaus" style. It has information about who created it, when it was created, where it was created and what inspired the creation of this art style. This source also goes in detail about the history of the Bauhaus style and the history of the Bauhaus school.</p>
<p>Survey 1: Insight of people minds</p> <ol style="list-style-type: none"> 1. What is your favorite art style? 2. If you were to create your own art style, what would it be? 3. Make your own definition of art 4. Who is a famous artist you know or look up to? 5. Do you think art gets better or worse by the year? 	<p>This survey will be sent out to the whole school (staff and students) to help me get an insight of what they know and think about art and its styles. It also gives me information of what I want my audience to learn about more and helps me answer some of my wondering and questions.</p>
<p>Survey 2: Media and fame takes over the mind</p> <p>*Picture of famous painting*</p> <p>*Picture of my friend's or peer's painting that has never been seen before*</p> <ol style="list-style-type: none"> 1. Which painting do you recognize more? 2. Which painting do you like more? <p>4x pairs of paintings</p>	<p>This survey was to help me with my second research question "How has media and fame affected one's opinion on a piece of art?". This research question cannot be search up on the internet however the answer will come from people around me because it varies from person to person therefore my answer would be my most common one. I sent a survey to</p>

my whole school (staff and students) showing them a pair of paintings, 1 painting is extremely famous and the other is by my friend that has never been seen by the public. I then asked which one they recognized more and then which one they liked more to see whether fame and media effects someone's opinion of a painting.

Interviews with artists

Interview a: makeup artist (teenager Alanoud Alman)

Alanoud is my best friend for over 10 years now, she got into makeup at the age of 11 and has been doing it for 5 years now. She is not professional however she is extremely talented and does it as one of her hobbies. All the girls want her to do their makeup.

Interview b: a design teacher (Moneeb Minhas)

Mr. moneeb has been my teacher and mentor in school for 4 years now, he studied design in collage and is very talented at it. His main interest in design is design technology and creating sculptures. He is the person to go to when you need design help.

Interview c: a painter and small business creator (young adult Jana Elbanna)

Jana Elbanna is a 19-year-old woman that has known me for over 10 years now. I grew up watching her paint and develop her extraordinary art skills, she is not professional at painting, but she decided to put her art into a more professional manner by creating her own clothing business and designing her own sweatshirt designs. Shop @equity when looking for cute and stylish clothing.

Questions asked in the interview:

1. what type of art do you do?
2. how long have you been doing art?
3. why did you start and what got you interested in art?
4. what is your favorite style of art?
5. in your opinion define art in a couple of sentences
6. do you think the fame and media of an art piece effects one's opinion of an art piece if yes why?
7. in your opinion, what do you think about the development of art over this past decade?
8. can you show me an art piece that you made and describe the story behind it?

The interview questions are quite similar to survey 1 however, I wanted to get more in-depth answers for people who are passionate about a type of art so I chose 3 people that I know well in my life with each a different type of art they are interested in to compare and contrast answers to help me learn about how the type of art a person does affects their opinion on art.

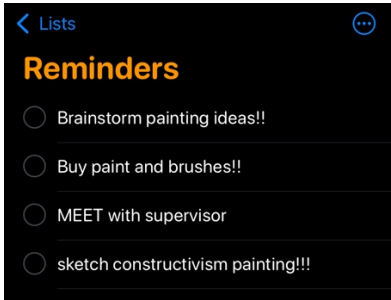


9. are you self-taught or has there anyone that has mentored you and taught you the skills you know?	
10. do you do art as a hobby or professionally	

Craap Evaluation of Source:	
Artincontext. "Art Periods - a Detailed Look at the Art History Timeline." <i>Artincontext.org</i> , 15 Sept. 2021, https://artincontext.org/art-periods/ .	
Currency	The information of this website was published in September 15 2021 which was a few months ago, the website has not been updated ever since however it was not published long ago so I believe that that makes it valid to not be updated. The information on this website requires old information since it is about art history , therefore, there is no need for any updated information, and it could still be useful if the website was published anytime in the 2000's since the latest art style was created 1978. Obviously, the website is more reliable since it was written a few months ago and when the information is more recent it means it is more up to date with our world today.
Relevance	This source is very relevant for my personal project research. My main research question is how art has developed over the years so to answer that I have to look into the history of art styles. Not only did this source help me gather information to answer my question however it also introduced me to new information about art history and expanded my knowledge in detail about each and every main and known art style. This source also included very relevant images to its descriptions which helped me as a reader understand the text more by relating them to the images.
Authority	The author of this source is not mentioned as a specific person however it says that this website is by "artincontext" which is the name of the website company that has published hundreds of other articles. This company began in 2020 however, as I tried gathering more information about the company to know if it is qualified enough to publish these articles, I could not find any information about them which makes me question if the information is reliable or not. However, Artincontext does have 4 other platforms on the media other than their websites and have over 17,000 shares on this source, the information is also valid, and I know this because other qualified authors have the same factual information.
Accuracy	As I have been doing a lot of research on my personal project topic using other sources that have been written by qualified people and have been also evaluated by the craap method, I know that most of the information on this source is accurate because I have seen the same factual points in several other articles. This source also uses professional manner in writing with correct grammar and spelling. The way this article is written is unbiased and has their factual information backed up with images and statistics.
Purpose	The content in this article makes it clear that this article was made to inform people and teach them about the art history in our world today and show them the different art styles that artists have been creating over the years. The article also states that this information is "To fully appreciate the cultural, social, and historical significance of different artworks, you need to be aware of the broad art history timeline." This quote shows that the writer really wanted to inform the audience about something they are passionate about and they think is important for the audience to know and learn about.

Atl Skill – Self Management skills

Another atl skill I need to focus on is my self-management skills and improve them since that is the skill that will help me pull through and finish the product and personal project. The self-management skills I want to focus on is organization and time management skills since I do procrastinate sometimes and to be able to finish my personal project on time with high quality, I need to be able to organize my work and planning and I need to be able to manage my time wisely. Procrastinating has been one of my biggest struggles over the past few years and it is just so hard for me to overcome this struggle, but I believe that I finally figured out how. I have been saying that I am trying to solve my procrastination, but the issue was I was never taking action. To improve my self management skills, I have created several action plans, a gaant chart, multiple phone reminders and I met with my supervisor minimum once a week.



Start Month	September	October	November	December	January	February	March
Criteria A							
Criteria B							
Product							
Criteria C							

Atl Skill – Communication skills

In addition, a very important atl skill I need my communication skills because I will be communicating with several people for interviews as that is one of my extracts interviewing 3 types of artists, surveys as I will be sending it to over 500 people in my school and lastly, communication with my mentor for guide and advice. I think that my communication skills are strong, and I am not lacking them however sometimes I can be shy and not communicate often. To make sure I am communicating enough with my supervisor we have met minimum once a week even if it is for a few minutes, I meet with him to update him on my progress which also helps me stay on track.



Secondary Research/Gathering information

Constructivism

Constructivism is an art style made in 1913 by a Russian man named Vladimir Tatlin, this style includes ideas from cubism, suprematism and futurism. This style began as an architectural theory however can be applied with

painting and sculptures. Constructivism is a type of geometrical abstract which means it includes shapes overlapping each other and different and unique designs

Bauhaus

Bauhaus is actually a German art and design school that was invented in 1919 and closed down in 1933. With the school opening in 1919 so did the creation of the Bauhaus style by Walter Gropius. The Bauhaus style has many famous art pieces which consists of arts and craft movement and modernism, you will see this style the most either in paintings or in architecture.

Symbolism

The art style symbolism is probably one of my favorite art styles because of all the meaning behind it. This style was invented in the 1880's by Jean Moreas. This style is not only used in physical art but also in the literature of art meaning you will find it in well written and famous books and poems. Symbolism is basically an art style where the piece of art symbolizes something and in paintings it is usually something personal to the artist. This art style is all about the meaning behind it, and sometimes the meaning is only known by the artist which makes the audience enjoy the art piece more because they are wondering about the different stories and meanings behind it.

Suprematism

Suprematism is an art style invented in 1913 by a Russian artist named Kazimir Malevich, it is one of the earliest developments of abstract art and is quite similar to constructivism. The name of this art style refers to "the supremacy of pure artist feeling".

Pop Art

Pop art is quite a famous art style nowadays, it was made in the 1950's in Britain and America, there were many pop artists, but Eduardo Paolozzi was one of the main artists who began creating pop art. Pop art is a modern art movement that included popular images like comics, advertisements and famous people. Pop art often uses pop colors like bright and vibrant colors, and it was inspired by our everyday life. The images you see in pop art pieces are usually things and objects you see in your daily life.

Cubism

Cubism is a very interesting art style that was made in 1907 by Pablo Picasso in France. It is mainly in paintings and structures. It was created as a new way to represent reality; cubism is basically a picture that is made up from geometrical shapes to give it perspective.

Post impressionism

In my opinion, post impressionism is one of the most beautiful art styles, it was made in 1905 by Roger Fry in France. Post impressionism is mainly a painting technique that shows more emotion than realism. Post impressionism has so much emotion and meaning behind it.

Expressionism

Expressionism is an art style that was developed in 1905 by a group of German men, Ernst Ludwig Kirchner, Fritz Bleyl, Karl Schmidt-Rottluff, and Erich Heckel. This style is found in painting, music, drama or even writing. It is quite similar to post impressionism in the part where it tries to involve more emotion than reality.

Growth

Growth is an art style created by me (Lama Elgammal) in Qatar in the end of 2021 and the beginning of 2022. I was inspired to make my own style "Growth" from the art style symbolism. Growth can be in music, writing, paintings, drawings and many more, as long as the piece of art represents a growth story it is considered that art style. My growth painting includes a lot of texture and materials and its meaning behind it is me growing as a human and learning from my mistakes in life.

Extract A:

For my first extract I decided to collect data of art I find beautiful around me and picture them. Some of these pictures are taken at my friend's house, the Jeff Koon's Museum and hotels. I did this because it is the type of

research which compares and contrasts art in my daily life and how art is expressed in life. It also helped me understand how art styles are interpreted in our daily life without us humans realizing.



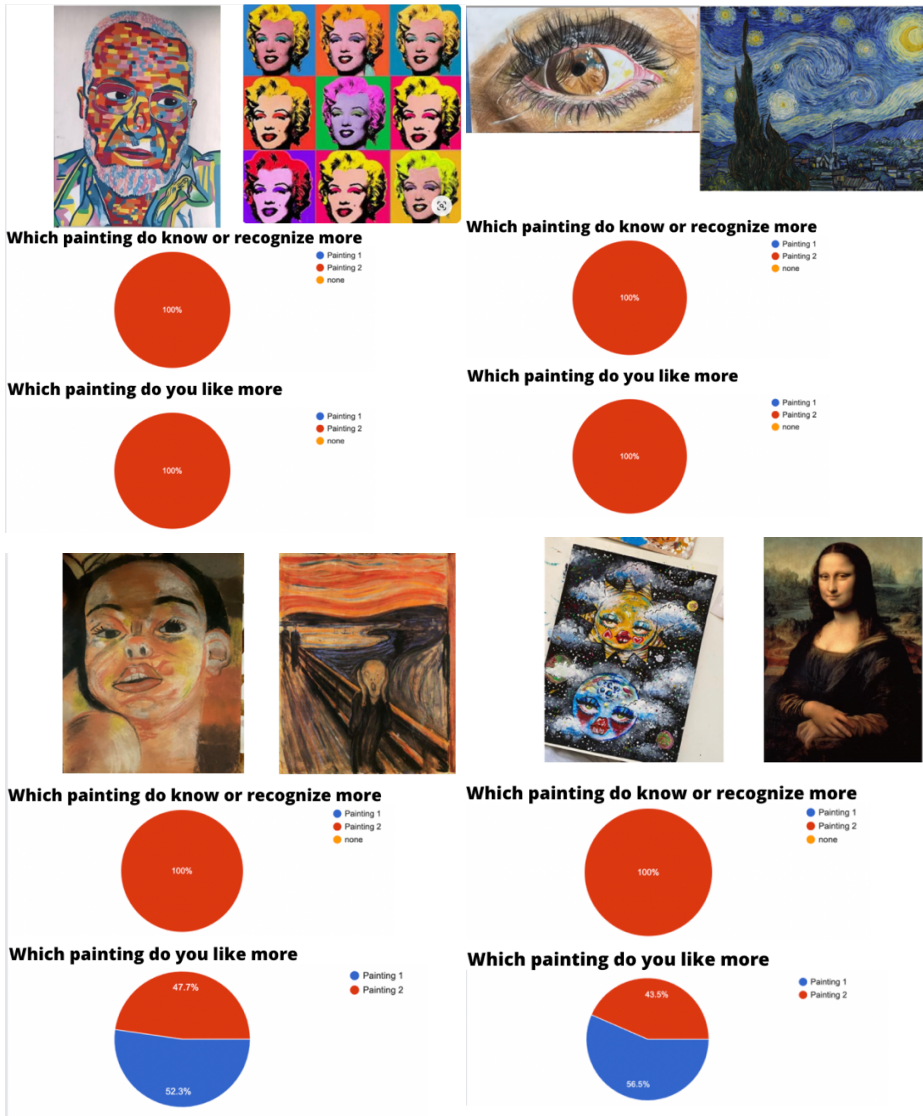
Extract B

For this extract, I have decided to create a survey and send it out to the whole school staff and students of Islqatar. I made this survey to help me gather primary research. I asked them a couple of questions to understand people's opinion on art. For the first question I asked them for their favorite style of art and the most common answer was pop art and I believe that that was probably because in my generation (gen z) pop art is the most known art style. For the second question I asked them to make a definition of art, there were many different types of answers which I really enjoyed reading and having an insight of how people define art but the most common one was "art is a way to express yourself" which I agree with however, my favorite answers that I got was "when is something art; because if everything is art then nothing is art. So, the question is revised to when/in what context is something seen as art" quoted by an art teacher and "art is life" quoted by a math teacher. Even though one of these answers is very short and one of the answers is long they both have a very deep and great meaning behind them. I really enjoyed and liked how both of these people viewed art because it really shows and explains how art is not something that can be measured and how art can be extremely simple like a black dot or really crazy and full like abstract which is my favorite thing about art is that it gives me the freedom knowing I will not be graded or scored on it because it is just something biased. The rest of the questions on this survey were opinionated questions asking them how much they liked art and other personal art questions. These answers really helped me with my research because they helped me create a deeper understanding of what people that don't show any interest in art really think about it.

Extract C:

For another extract, I decided to make another survey as research and proof of how media and fame affected one's opinion on a piece of art. In this survey, I added 2 paintings in each question. 1 of the paintings are extremely famous and the other one is my peer's and friend's artwork that has never been seen by the public. I then asked which one they recognized and then which one they liked more. For the first pair of paintings, it was the famous Mona Lisa painting by Leonardo Da Vinci and then a painting of the sun and moon that a peer in my class had done in her free time named Melis Turk. Everyone that took this survey recognized the Mona Lisa painting, however, 56.5% of them liked the painting done by the grade 10 student more. For the second pair of paintings, it was the famous painting of Marilyn Monroe by Andy Warhol and a painting of my friend's grandpa (Jana Elbanna). Again, obviously 100% of the people recognized the Marilyn Monroe painting more and surprisingly 100% liked Jana Elbanna's painting more. For the third pair of paintings, it was the famous starry night painting by Vincent Van Gogh and an eye painting by my friend "Jana Elbanna", 100% of them recognized the Vincent Van Gogh painting and 100% of them liked the eye painting more. The last pair of paintings is the famous Scream painting by Edvard Munch and a child painting by my friend "Jana Elbanna",

100% of the answers recognized the scream painting and 52.3% liked the child painting more. All these famous paintings and artists are paid over 100 million dollars and some even over 800 million dollars and that is not necessarily because people love the painting or people think that it is a good painting, but it is because it was marketed well and it is now famous which makes it valuable and worthy. This survey proves my point of how fame and media effected one's opinion on a piece of art because most of the people answering this survey all chose the painting that was not famous and done by teen and young artists.



Extracts D:

I have interviewed 3 people that are all artists in their own way, Mr Moneeb Minhas a design teacher, Jana Elbanna a college artist, Alanoud Alman a teen makeup artist. They have talked me through their artistic journey in life and showed me their favorite piece of art that they have created. This primary research has helped me gather an insight of the mind of an artist.

Criteria C – Reflecting

Impact of the project

My learning goal, which is written in criteria A, was to investigate how art has developed over the years and to find out if media and fame has an effect on one's opinion on a piece of art. I knew my main research question which is the first one stated was going to be easier to answer than the second one because the main source of research I was going to use was the internet by reading different types of articles and websites. On the other hand, the second research question was harder to get an answer for because it's a subjective answer. To get my answer I had to apply my primary research and find my most common answer. To do that I interviewed 3 artists and sent out surveys to my whole school and I am now happy to say that I have answered both my RQ's. Going into this personal project I did not think I would learn as much as I learnt, I did not only expand my knowledge however, I also picked up on several skills that I know will stick to me throughout my whole life now. I believe that this personal project improved my research skills a lot to the point where I am now confident enough to self-teach myself anything I want to learn or find out because I know all the steps to research. Before the personal project when I hear the word research I immediately used to think google, however I now know that google is not the only source of research but there is books, videos, people and several more. Something that really affected my progress and that I still need improvement on is my time management skills, I had a set action plan for my product and in the winter holiday in between the timeline I had an unexpected travel trip which made me fall behind on all my paintings which lead me to rush everything to get my product done which is why I am not happy with some of the final paintings and unfortunately was only able to create 9 and not the 10th painting. Another problem that my lack of time management skills caused is that I was planning to create my own style using uv light and pen which would have been an extraordinary plan however, the uv light did not arrive on time and I had to change the idea last minute. Although there were many bumps on the road for completing this project, I am proud of how far I have come and how much I have learnt.

Evaluation of the product based on success criteria

Regarding my product success criteria, I have chosen each strand that I believe that my product has reached in each criteria. For the aesthetics criteria, I graded my product a 7 out of 8. The reason why I chose this is because all my paintings have a high-quality visual finish, and they don't have any obvious errors. Referring to my feedback forms and feedback from friends, family and myself I know that my paintings overall look aesthetically pleasing. The reason why I did not give myself an 8 is because two of my paintings did not really have a smooth paint layer. For the audience criteria, I also graded my product a 7, the reason why I gave it that grade is because during the exhibition the audience was very impressed by my paintings and gave me a lot of praise for them. Looking back at the feedback forms the average rating of my product was a 9 and that proves that the audience liked my product. The reason why I did not grade myself an 8 is because I did not think that the audience felt that engaged with the knowledge I had presented. For the environment criteria, I gave myself a 6 because the materials used in my product were not eco-friendly however, I still used them after the project. 2 of the paintings were given to one of my teachers as she asked me to keep them and hang them in her house and the rest are hung in my house. For the size criteria, I gave my product an 8 because I believe that it is a perfect size because everything fit on my canvas and the sizing was not too big or too small and the size was exactly 24x24cm. For the function criteria, I gave my product a 7 because I believe that the product really had successful meaning behind it and it included the global context in all of the paintings. The reason why I did not give the function criteria of my product an 8 is because the audience did not understand all the paintings. For the material criteria I gave my product a 6 because the materials used to make my product was good quality and the overall quality was appropriate, the reason why I did not grade my product a 7 or 8 for its material is because the quality of paint could have been better, and the brushes were quite difficult to use.

Aesthetics	Audience	Environment	Size	Function	Material
7-8 The paintings have a high-quality visual finish. The paint used is smooth and great quality with no obvious errors. The effort put into the paintings is as intended and the effort put into it is at a great extent. The paintings overall look aesthetically pleasing.	7-8 The audience were very impressed by the paintings and understood the idea I was trying to send through. They felt really engaged to the topic and learnt a lot.	5-6 Some of the materials and tools that was used to create my product caused harm to the environment however, the product was not thrown away and kept for other personal usage.	7-8 The size of the canvas is (24x24cm). It is a perfect size and the painter used up all of the space effectively and is not too big where all of the 10 paintings fit perfectly into presentation and looks very good and presentable.	7-8 The product has successful meaning behind it, the audience understands all of the paintings and the paintings describes and explains the development of art. The global context (personal and cultural) was interpreted in 9 or 8 paintings.	5-6 The paint used for the product was good quality, the paint on the canvas looked good, the brushes used were fine quality. The canvas overall has appropriate quality.

Product evaluation from my audience

To get feedback for my product and project, I created a feedback questionnaire and printed it to give out to my audience during my presentation. Over 30 people answered this questionnaire and gave me great feedback. The average rating that I received for my product was a 9 and my most common feedback was to be a more confident speaker while presenting.

Development of Art Feedback Questionnaire

Please tick the box you believe is the right answer

I have enjoyed this presentation and have learnt a lot

I did not really enjoy this presentation and have not learnt anything

I love the product and find it aesthetically pleasing

I do not like the product

Please Rate my Product Out of 10 by Circling the Number

0 1 2 3 4 5 6 7 8 9 10

What do you think I can improve for next time?

I Loved your presentation but next time you can be more confident